

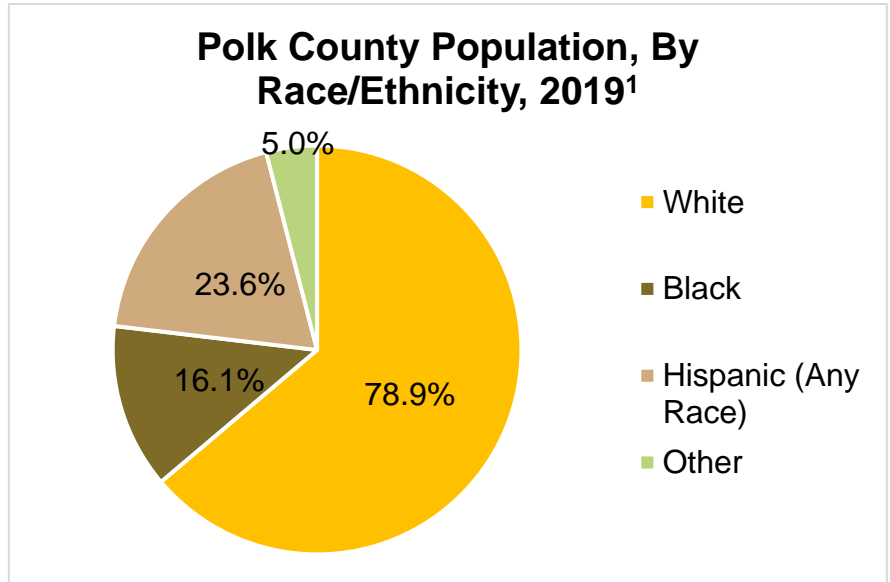
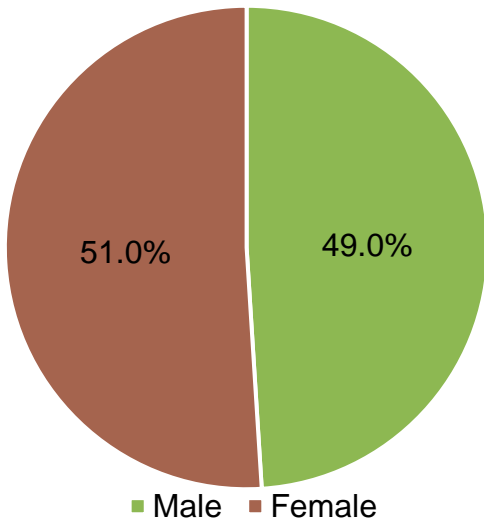
2021 Polk County Health Profile

Community Demographics in 2019

688,770

people living in Polk County¹

Population by Gender, 2019¹



78 Years

Life Expectancy²

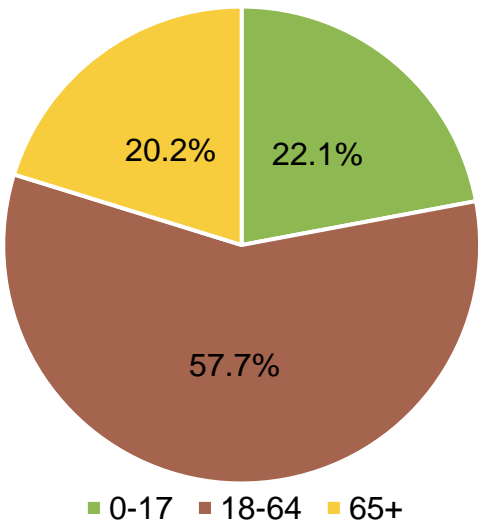
\$50,584

Median Household Income³

40.2 Years

Median Age²

Population by Age, 2019¹



40.5%
Adults with Any Disability⁴



1st Quartile

5.1% less adults engage in binge drinking in comparison to the state.

3rd Quartile

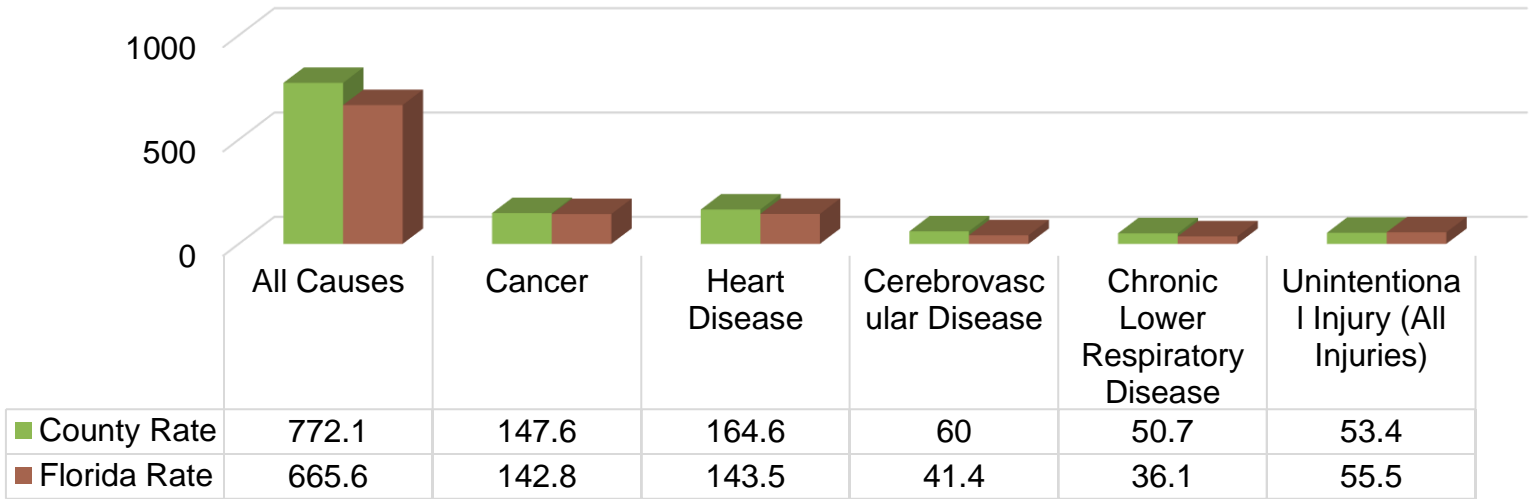
1.8% more people are experiencing poverty compared to Florida.

4th Quartile

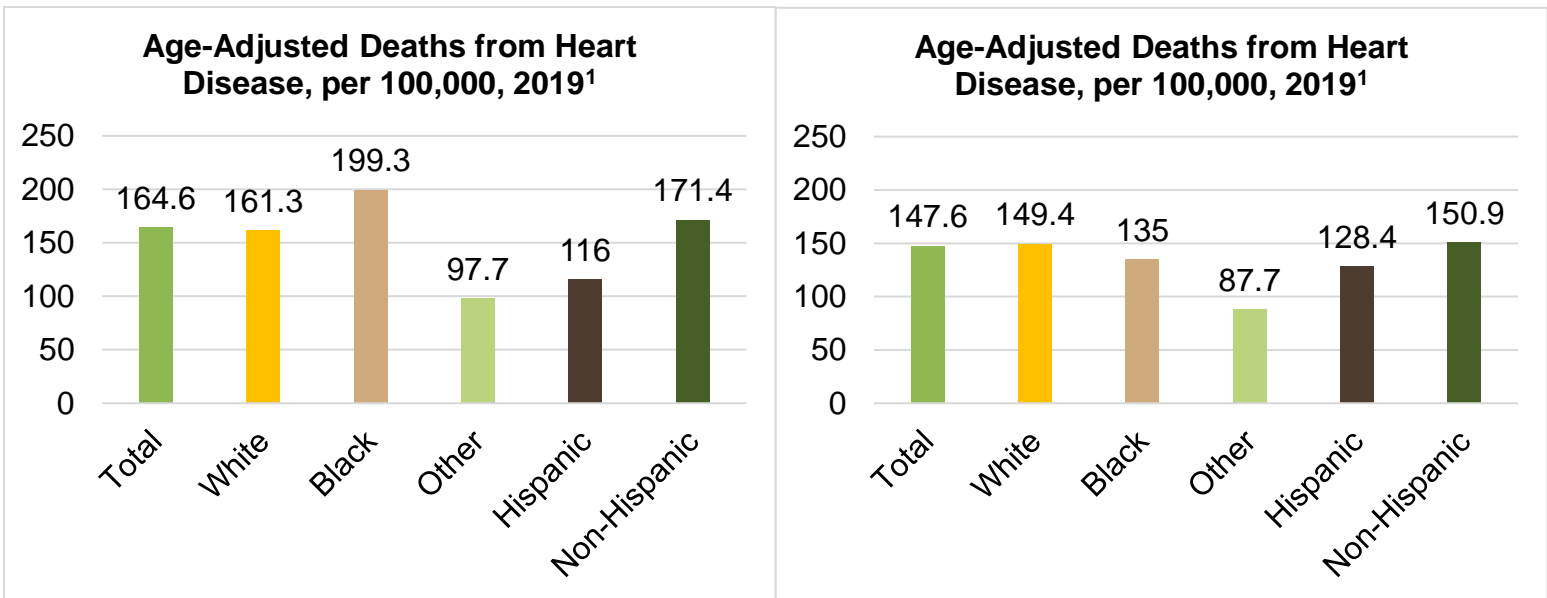
Polk falls 18.6 points higher for deaths from stroke than the state.

Health Status

Age-adjusted Rates per 100,000 Top 5 Leading Causes of Death, 2019¹



Top 2 Causes of Death



COVID-19⁵

100,347
Cases in
Polk County

357,073
Polk County
Residents
Fully Vaccinated

58%
12+ Polk
Population
Vaccinated

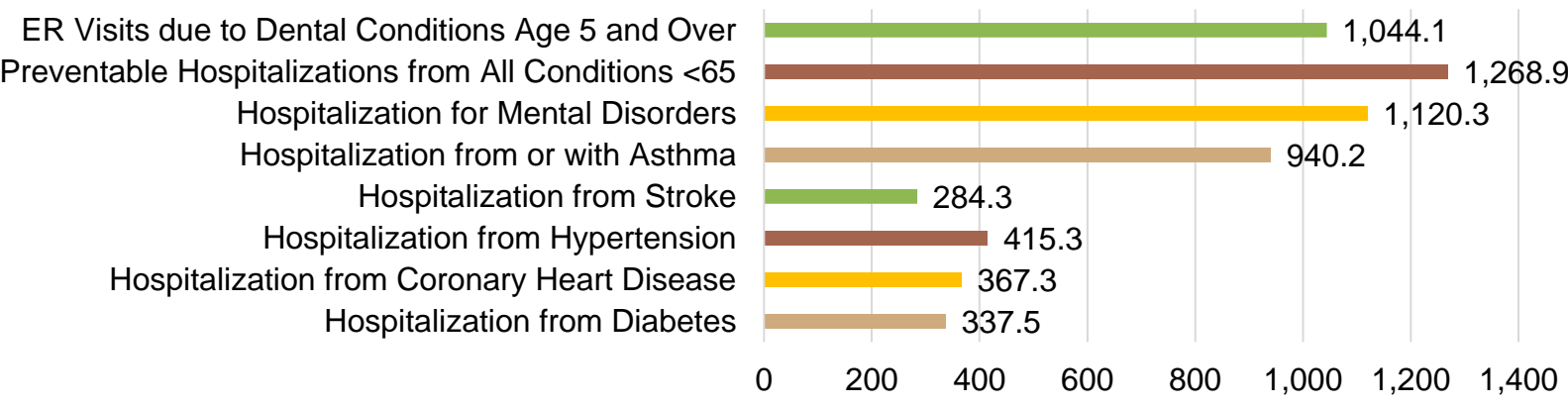
42,252 Deaths Statewide

Visit [FLDOH](https://www.fl.gov/FLDOH) for the most updated COVID-19 data

The COVID-19 pandemic began in January 2020 resulting in death and disability.

Preventative efforts include social distancing, masking, and vaccination all of which continue to change and impact all aspects of life. Annual data is not available at the county level for 2020 and is best demonstrated by the most recent available data shown to the left. Data retrieved **8/22/2021**. For more information on COVID-19 please visit [cdc.gov/coronavirus](https://www.cdc.gov/coronavirus)

Hospitalization Rates (per 100,000)⁶

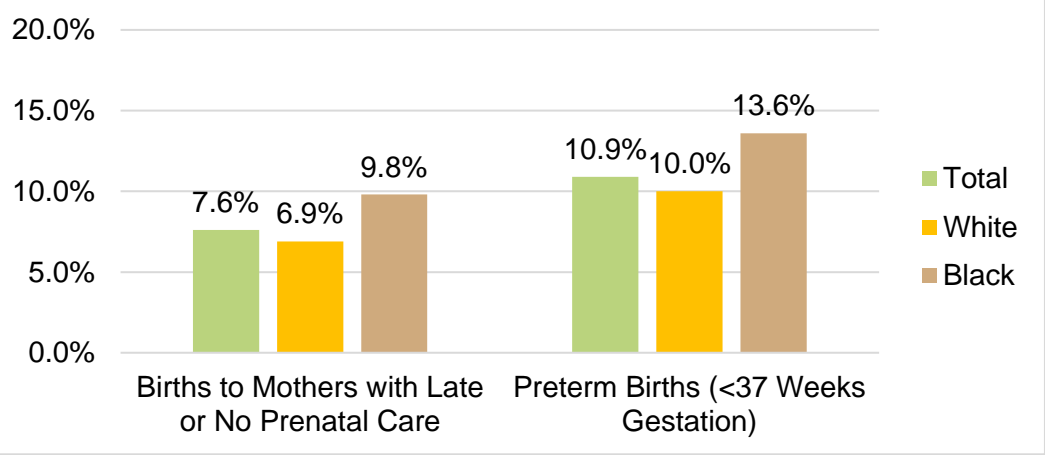


Behavioral Risk Factors (2019) ⁴	County	Florida
Adults Who Are Obese	36.3%	27%
Adults Who Are Overweight	35.0%	37.6%
Adults Who Currently Smoke	17.8%	14.8%
Adults Who Are Current E-Cigarette Users	7.0%	7.5%
Adults Who Engage in Heavy or Binge Drinking	12.9%	18%
Adults Who Are Sedentary	31.7%	26.5%
Adults Who Consumed Two or More Servings of Fruits & Vegetables Per Day	40.2%	36.7%

Behavioral risk factors estimate the prevalence of personal health behaviors that can affect morbidity and mortality. Engaging in negative behaviors can increase the likelihood of developing or worsening chronic diseases. While positive health behaviors can improve quality of life.

Maternal & Child Health

Selected Maternal Health Risk Factors, By Race, 2019¹



11.9
Births per 1,000 Females¹



24.4
Teen Births per 1,000 Females Ages 15-19¹

6.7
Infant Deaths per 1,000 Live Births¹

Sociodemographics



15%
Households
Receiving
Food Stamps
(SNAP)⁷



6.6%
Unemployment
Rate as of
June 2021⁸



15.8%
People Below
100% of the
Federal
Poverty Line⁹



70.2%
Households
with Access to
Broadband
Internet¹⁰

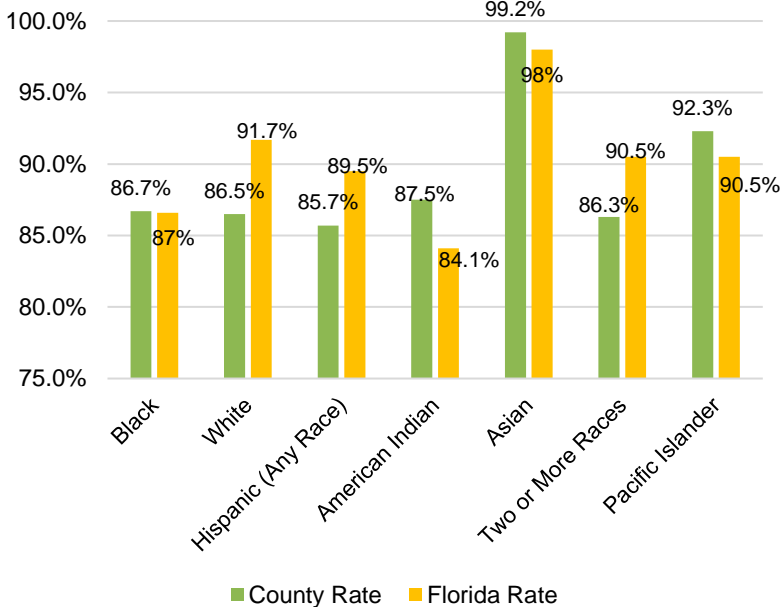
Education

6%
People with Less than 9th
Grade Education¹¹

13.2%
People with
Bachelors' Degree¹¹

During the 2019-2020 school year Polk County has an **86.5%** high school graduation rate compared to Florida with a **90%** graduation rate.

2019-2020 High School Graduates by Race/Ethnicity Cohort¹²



Health Access

84,589
People who are Uninsured
Under Age 65¹³

Healthcare Providers and Resources (per 100,000) ¹⁴	County	Florida
Total Licensed Providers (Fiscal Year 20-21)	155.7	314
Family Practice Physicians	10.9	19.2
Dentists	24.9	56.7
Pediatricians	9.6	21.9
Internists/Internal Medicine	29.4	47.3
OB/GYNs	4.4	9.2
Licensed Mental Health Counselors	38.2	18.3
Facilities ¹⁵	County	Florida
Total Hospital Beds	255.4	307.6
Total Acute Care Beds	225.3	248.9
Specialty Beds	30.1	58.6
Nursing Home Beds ¹⁶	452.7	401.9



Sources

1. Florida Department of Health, Bureau of Vital Statistics, 2019.
2. US Bureau of the Census, American Community Survey, Table B01002, 2019.
3. US Bureau of the Census, American Community Survey, Table B19013, 2019.
4. Florida Behavioral Risk Factor Surveillance System telephone survey conducted by the Centers for Disease Control and Prevention (CDC) and Florida Department of Health Division of Community Health Promotion, 2019.
5. Florida Department of Health COVID-19 Response, 8/22/2021
6. Florida Agency for Health Care Administration (AHCA), 2019.
7. US Census Bureau DP03 Selected Economic Characteristics, 2019.
8. U.S. Department of Labor, Bureau of Labor Statistics, Local Area Unemployment Statistics Program, in cooperation with the Florida Department of Economic Opportunity, Bureau of Workforce Statistics and Economic Research, 2021.
9. US Census Bureau S1701 Poverty status in the past 12 months, 2019.
10. US Census Bureau S2801 Types of Computers and Internet Subscriptions, 2019.
11. US Census Bureau DP02 Selected Social Characteristics in the United States, 2019.
12. Florida Department of Education, Education Information and Accountability Services (EIAS), 2020.
13. US Bureau of the Census, American Community Survey, Table S2701, 2019.
14. Florida Department of Health, Division of Medical Quality Assurance, 2020.
15. Florida Agency for Health Care Administration (AHCA), 2020.
16. Florida Agency for Health Care Administration (AHCA), 2019.