

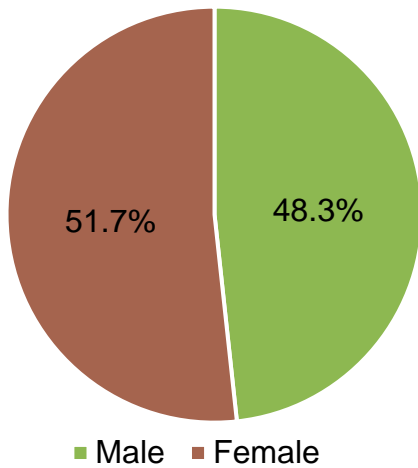
2021 Manatee County Health Profile

Community Demographics in 2019

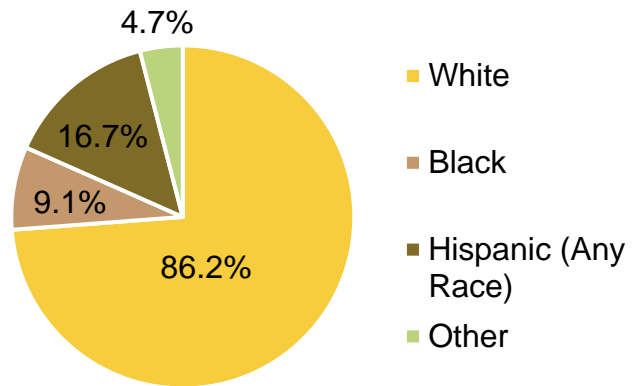
388,729

people living in Manatee County¹

Population by Gender, 2019¹



Manatee County Population, By Race/Ethnicity, 2019¹

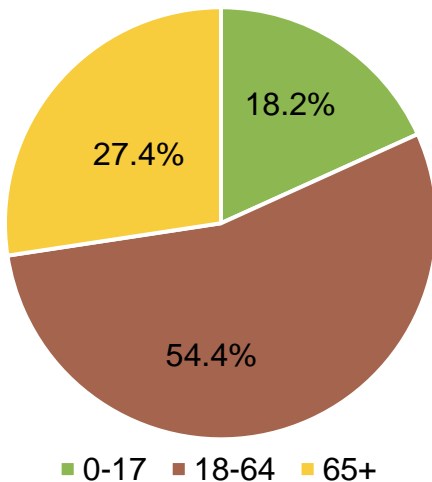


80.9 Years
Life Expectancy²

\$59,009
Median Household
Income³

48.3 Years
Median Age²

Population by Age, 2019¹



27%
Adults with
Any Disability⁴



1st
Quartile

Median income is \$3,349 more than Florida average.

3rd
Quartile

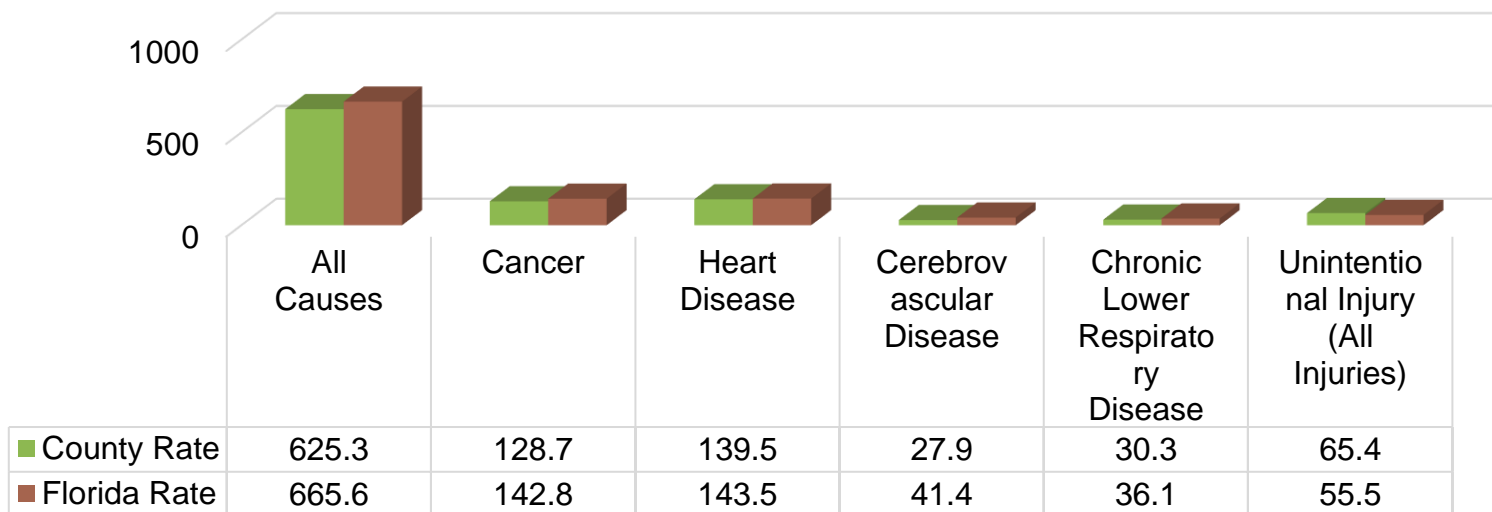
Bacterial STDs occur at 653.7 per 100,000 compared to 758 in Florida.

3rd
Quartile

Late or no prenatal care is .5% higher in Manatee County.

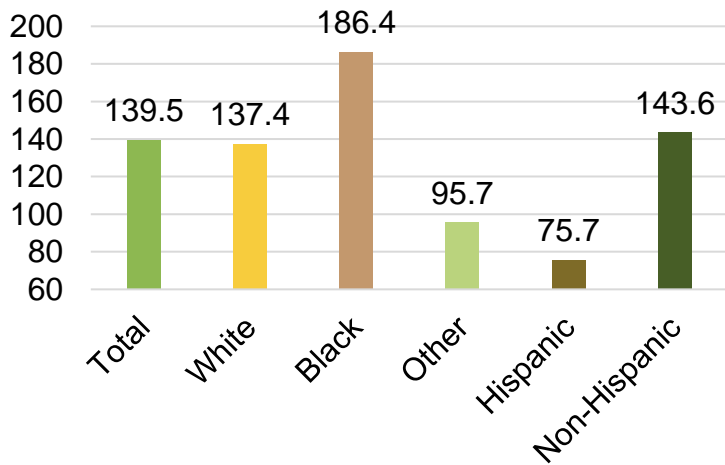
Health Status

Age-adjusted Rates per 100,000 Top 5 Leading Causes of Death, 2019¹

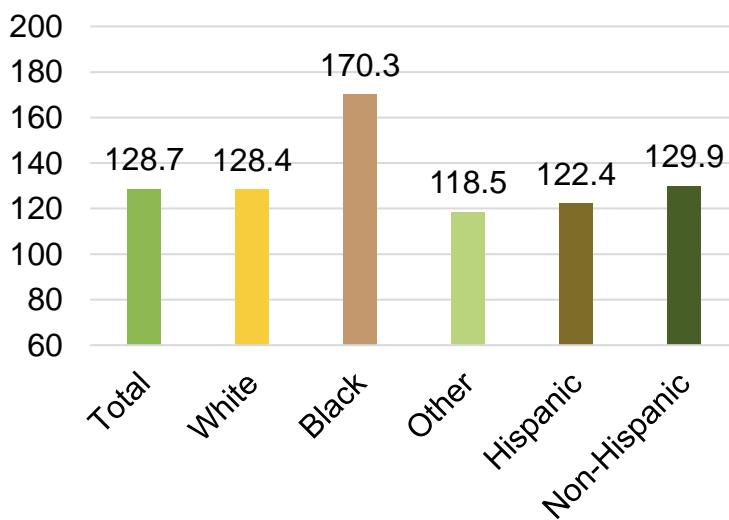


Top 2 Causes of Death

Age-Adjusted Deaths from Heart Disease, per 100,000, 2019¹



Age-Adjusted Deaths from Cancer, per 100,000, 2019¹



COVID-19⁵

51,122
Cases in
Manatee
County

225,183
Manatee County
Residents
Fully Vaccinated

63%
12+ Manatee
Population
Vaccinated

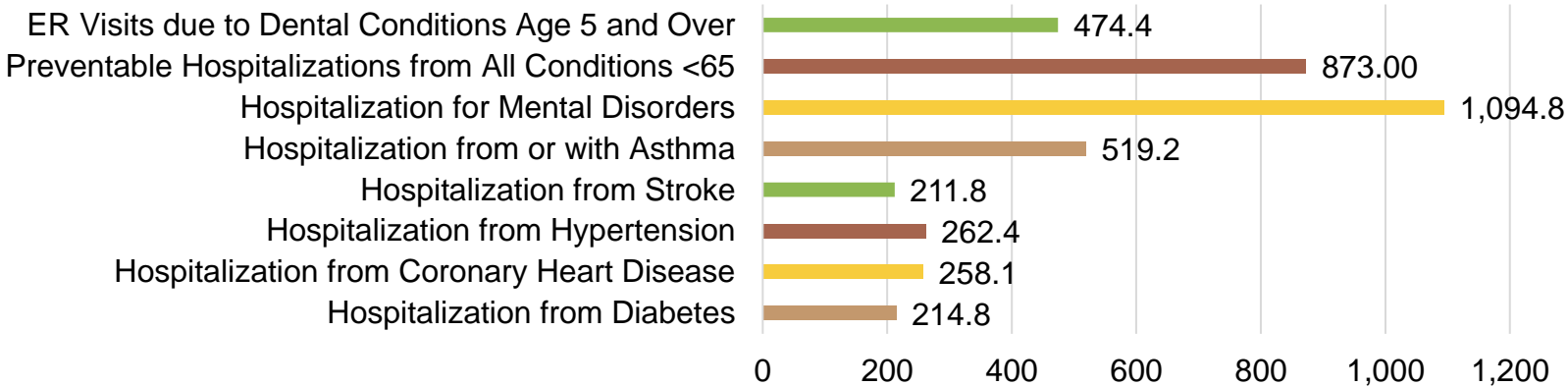
42,252 Deaths Statewide

Visit [FLDOH](https://www.fl.gov/FLDOH) for the most updated COVID-19 data

The COVID-19 pandemic began in January 2020 resulting in death and disability.

Preventative efforts include social distancing, masking, and vaccination all of which continue to change and impact all aspects of life. Annual data is not available at the county level for 2020 and is best demonstrated by the most recent available data shown to the left. Data retrieved **8/22/2021**. For more information on COVID-19 please visit [cdc.gov/coronavirus](https://www.cdc.gov/coronavirus)

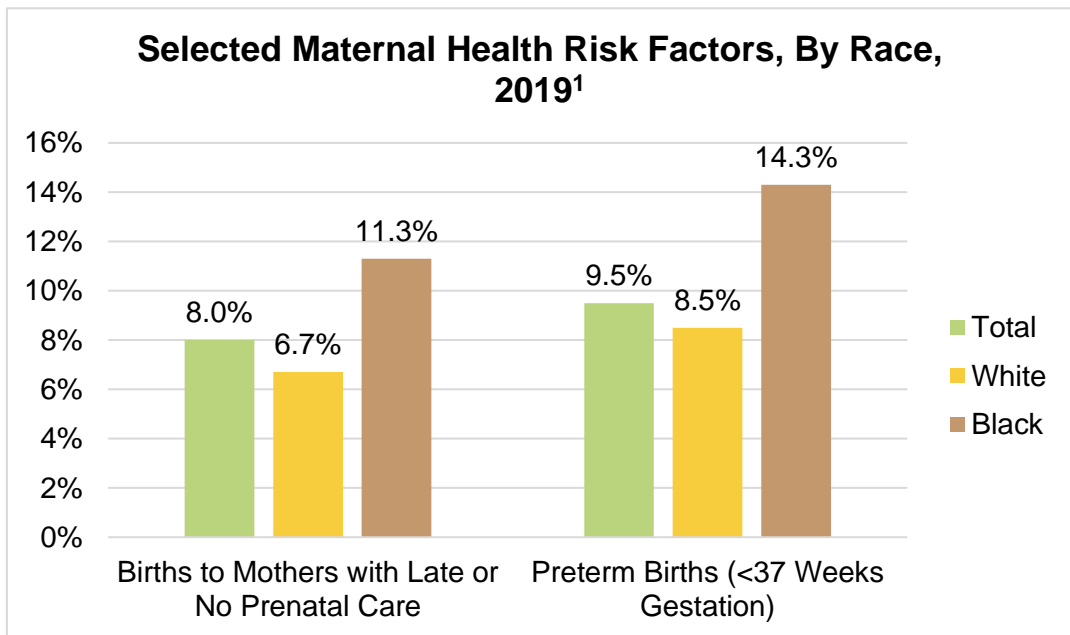
Hospitalization Rates (per 100,000)⁶



Behavioral Risk Factors (2019) ⁴	County	Florida
Adults Who Are Obese	25.8%	27%
Adults Who Are Overweight	35.9%	37.6%
Adults Who Currently Smoke	13.3%	14.8%
Adults Who Are Current E-Cigarette Users	4.6%	7.5%
Adults Who Engage in Heavy or Binge Drinking	19.7%	18%
Adults Who Are Sedentary	26.1%	26.5%
Adults Who Consumed Two or More Servings of Fruits & Vegetables Per Day	39.4%	36.7%

Behavioral risk factors estimate the prevalence of personal health behaviors that can affect morbidity and mortality. Engaging in negative behaviors can increase the likelihood of developing or worsening chronic diseases. While positive health behaviors can improve quality of life.

Maternal & Child Health



9
Births per 1,000 Females¹



21.4
Teen Births per 1,000 Females Ages 15-19¹

5.2
Infant Deaths per 1,000 Live Births¹

Sociodemographics



9.2%
Households
Receiving
Food Stamps
(SNAP)⁷



5%
Unemployment
Rate as of June
2021⁸



11.8%
People Below
100% of the
Federal
Poverty Line⁹



83.4%
Households
with Access
to Broadband
Internet¹⁰

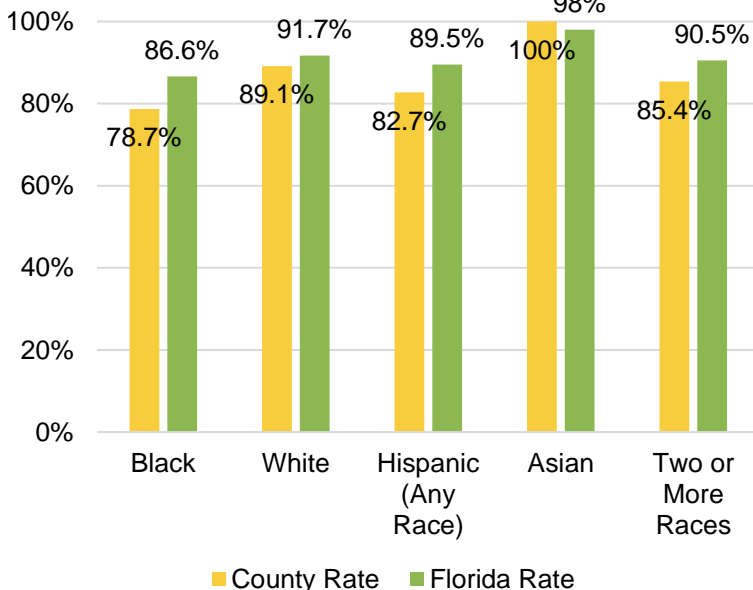
Education

3.9%
People with Less than
9th Grade Education¹¹

18.2%
People with Bachelors'
Degree¹¹

During the 2019-2020 school year Manatee County has an **85.8%** high school graduation rate compared to Florida with a **90%** graduation rate

2019-2020 High School Graduates by Race/Ethnicity Cohort¹²



Health Access

45,431
People who are Uninsured Under
Age 65¹³

Healthcare Providers and Resources (per 100,000) ¹⁴	County	Florida
Total Licensed Providers (Fiscal Year 20-21)	241.6	314
Family Practice Physicians	21.1	19.2
Dentists	55.8	56.7
Pediatricians	16.6	21.9
Internists/Internal Medicine	36.7	47.3
OB/GYNs	10.6	9.2
Licensed Mental Health Counselors	41.2	18.3
Facilities ¹⁵	County	Florida
Total Hospital Beds	225	307.6
Total Acute Care Beds	192.1	248.9
Specialty Beds	32.9	58.6
Nursing Home Beds ¹⁶	410.3	401.9



Sources

1. Florida Department of Health, Bureau of Vital Statistics, 2019.
2. US Bureau of the Census, American Community Survey, Table B01002, 2019.
3. US Bureau of the Census, American Community Survey, Table B19013, 2019.
4. Florida Behavioral Risk Factor Surveillance System telephone survey conducted by the Centers for Disease Control and Prevention (CDC) and Florida Department of Health Division of Community Health Promotion, 2019.
5. Florida Department of Health COVID-19 Response, 8/22/2021
6. Florida Agency for Health Care Administration (AHCA), 2019.
7. US Census Bureau DP03 Selected Economic Characteristics, 2019.
8. U.S. Department of Labor, Bureau of Labor Statistics, Local Area Unemployment Statistics Program, in cooperation with the Florida Department of Economic Opportunity, Bureau of Workforce Statistics and Economic Research, 2021.
9. US Census Bureau S1701 Poverty status in the past 12 months, 2019.
10. US Census Bureau S2801 Types of Computers and Internet Subscriptions, 2019.
11. US Census Bureau DP02 Selected Social Characteristics in the United States, 2019.
12. Florida Department of Education, Education Information and Accountability Services (EIAS), 2020.
13. US Bureau of the Census, American Community Survey, Table S2701, 2019.
14. Florida Department of Health, Division of Medical Quality Assurance, 2020.
15. Florida Agency for Health Care Administration (AHCA), 2020.
16. Florida Agency for Health Care Administration (AHCA), 2019.