

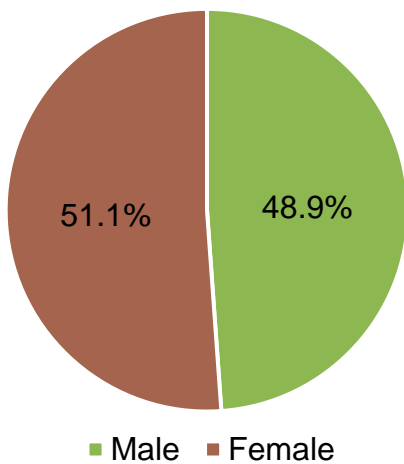
2021 Highlands County Health Profile

Community Demographics in 2019

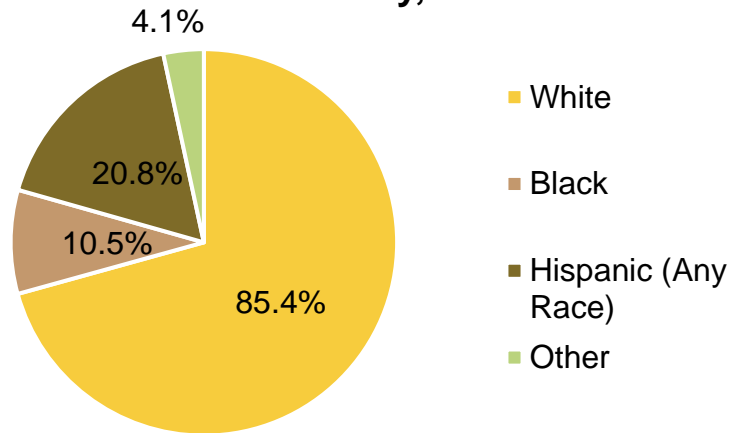
103,391

people living in Highlands County¹

Population by Gender, 2019¹



Highlands County Population, By Race/Ethnicity, 2019¹

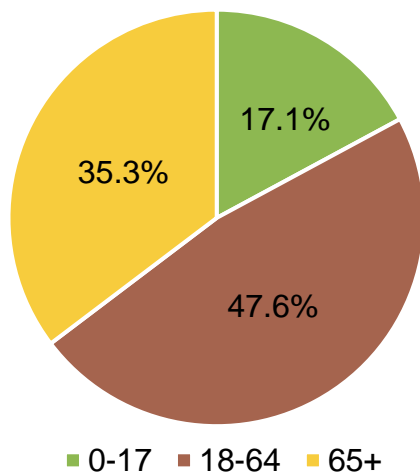


77.9 Years
Life Expectancy²

\$40,942
Median Household
Income³

53.5 Years
Median Age²

Population by Age, 2019¹



40.7%
Adults with
Any Disability⁴



1st
Quartile

Highlands county is in the first quartile of median income across the state.

4th
Quartile

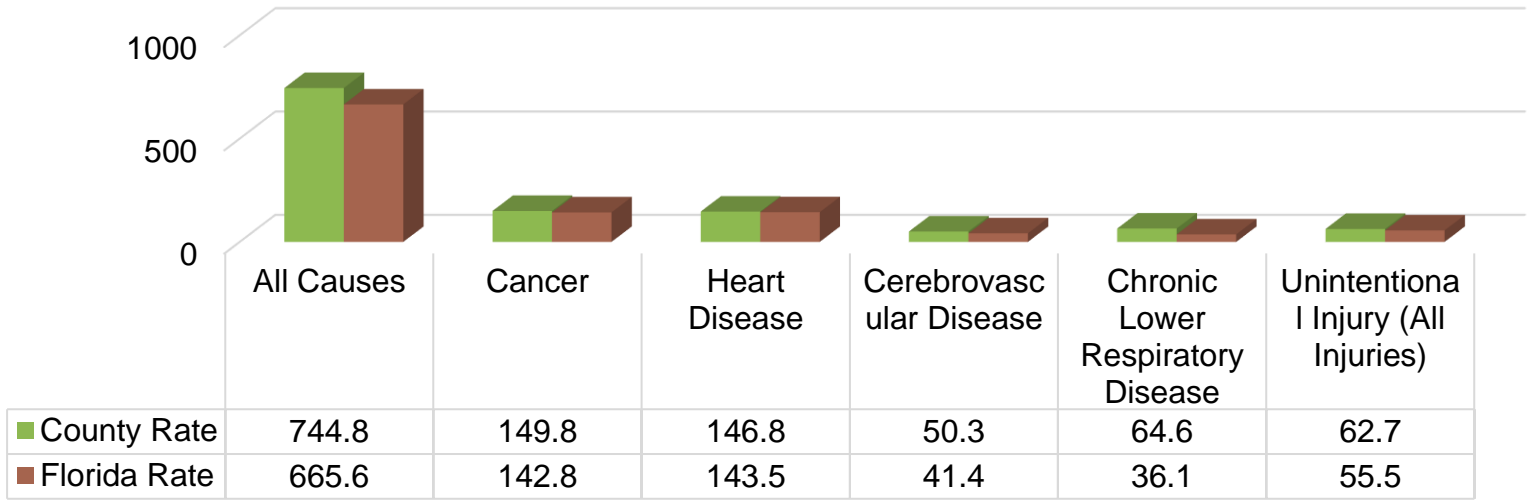
Mothers are twice as likely to receive late or no prenatal care in Highlands.

4th
Quartile

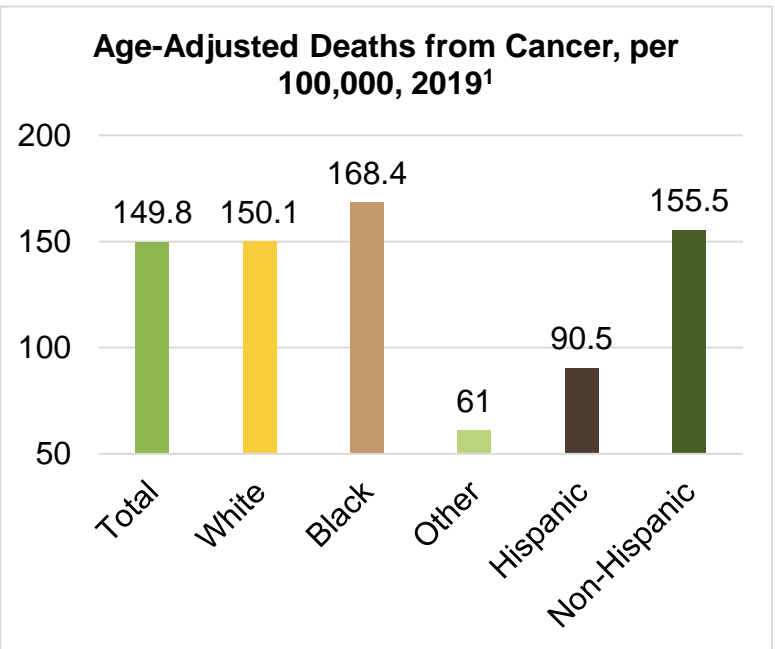
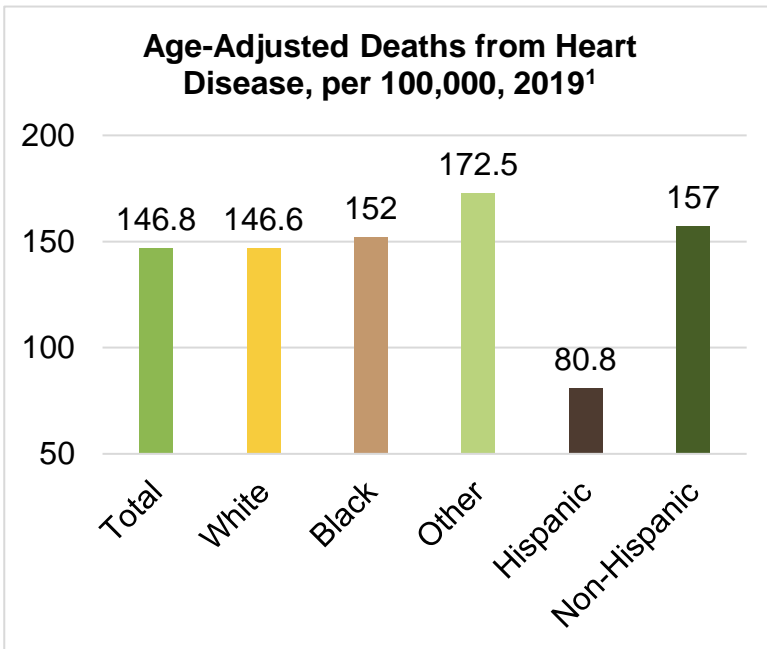
Compared to Florida hospitalization for hypertension is 149.1 points higher.

Health Status

Age-adjusted Rates per 100,000 Top 5 Leading Causes of Death, 2019¹



Top 2 Causes of Death



COVID-19⁵

11,346
Cases in
Highlands
County

53,942
Highlands County
Residents
Fully Vaccinated

58%
12+ Highlands
Population
Vaccinated

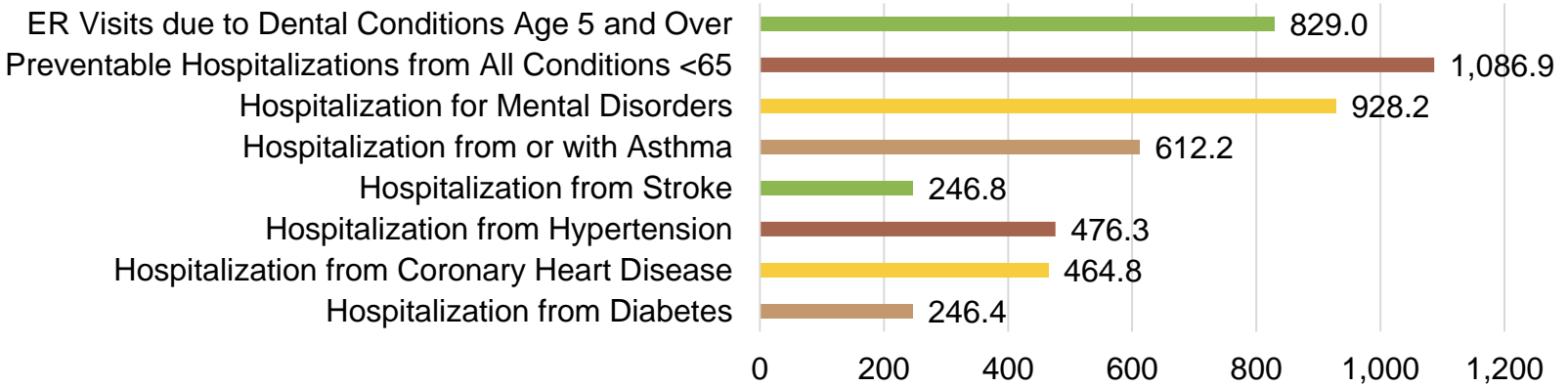
42,252 Deaths Statewide

Visit [FLDOH](https://www.fl.gov/FLDOH) for the most updated COVID-19 data

The COVID-19 pandemic began in January 2020 resulting in death and disability.

Preventative efforts include social distancing, masking, and vaccination all of which continue to change and impact all aspects of life. Annual data is not available at the county level for 2020 and is best demonstrated by the most recent available data shown to the left. Data retrieved **8/22/2021**. For more information on COVID-19 please visit [cdc.gov/coronavirus](https://www.cdc.gov/coronavirus)

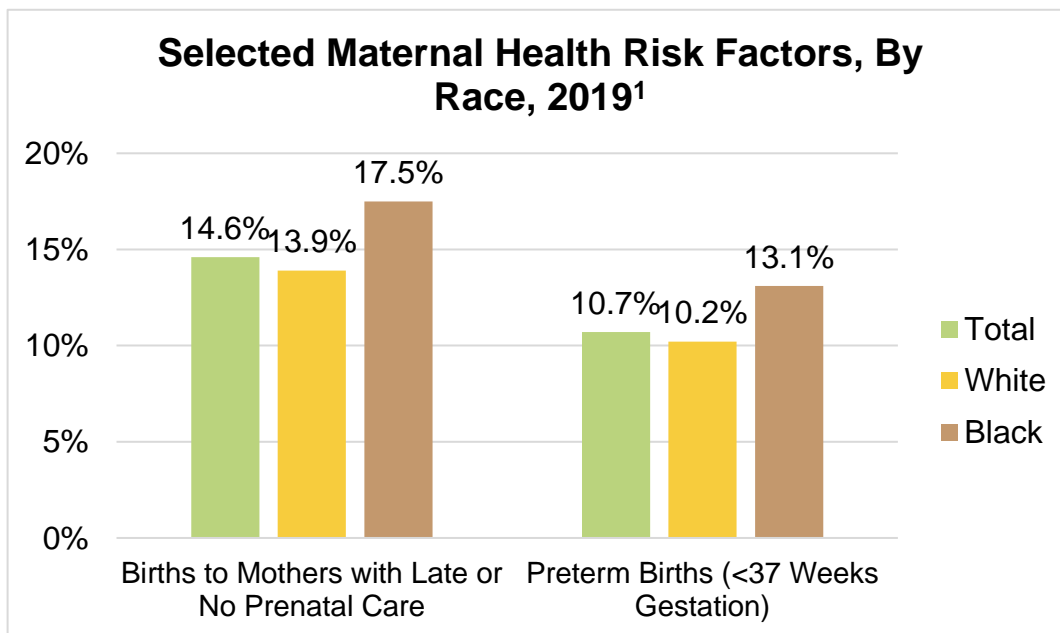
Hospitalization Rates (per 100,000)⁶



Behavioral Risk Factors (2019) ⁴	County	Florida
Adults Who Are Obese	29.1%	27%
Adults Who Are Overweight	36.5%	37.6%
Adults Who Currently Smoke	16.5%	14.8%
Adults Who Are Current E-Cigarette Users	3.1%	7.5%
Adults Who Engage in Heavy or Binge Drinking	13.1%	18%
Adults Who Are Sedentary	34.0%	26.5%
Adults Who Consumed Two or More Servings of Fruits & Vegetables Per Day	39.3%	36.7%

Behavioral risk factors estimate the prevalence of personal health behaviors that can affect morbidity and mortality. Engaging in negative behaviors can increase the likelihood of developing or worsening chronic diseases. While positive health behaviors can improve quality of life.

Maternal & Child Health



8.1
Births per 1,000
Females¹



12.7
Teen Births per
1,000 Females
Ages 15-19¹

8.3
Infant Deaths per
1,000 Live
Births¹

Sociodemographics



9.8%
Households
Receiving
Food Stamps
(SNAP)⁷



7.5%
Unemployment
Rate as of
June 2021⁸



18.6%
People Below
100% of the
Federal
Poverty Line⁹



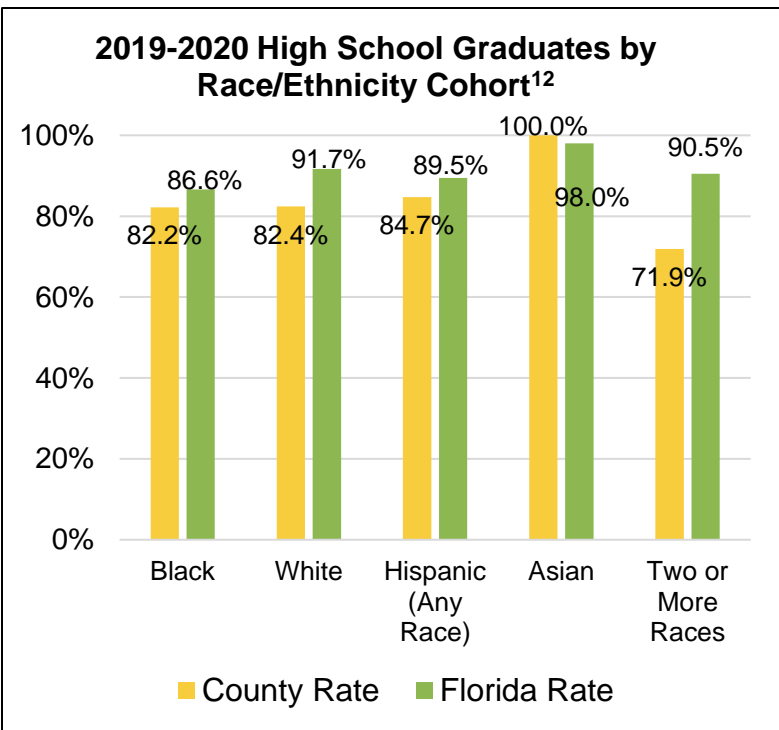
74.3%
Households
with Access to
Broadband
Internet¹⁰

Education

5.4%
People with Less than 9th
Grade Education¹¹

11%
People with
Bachelors' Degree¹¹

During the 2019-2020 school year Highlands County has an **83.3%** high school graduation rate compared to Florida with a **90%** graduation rate



Health Access

10,884
People who are Uninsured
Under Age 65¹³

Healthcare Providers and Resources (per 100,000) ¹⁴	County	Florida
Total Licensed Providers	169.6	314
Family Practice Physicians	13.4	19.2
Dentists	33.5	56.7
Pediatricians	8.6	21.9
Internists/Internal Medicine	24.9	47.3
OB/GYNs	3.8	9.2
Licensed Mental Health Counselors	27	18.3
Facilities ¹⁵	County	Florida
Total Hospital Beds	316.1	307.6
Total Acute Care Beds	316.1	248.9
Specialty Beds	0	58.6
Nursing Home Beds ¹⁶	578.4	401.9



Sources

1. Florida Department of Health, Bureau of Vital Statistics, 2019.
2. US Bureau of the Census, American Community Survey, Table B01002, 2019.
3. US Bureau of the Census, American Community Survey, Table B19013, 2019.
4. Florida Behavioral Risk Factor Surveillance System telephone survey conducted by the Centers for Disease Control and Prevention (CDC) and Florida Department of Health Division of Community Health Promotion, 2019.
5. Florida Department of Health COVID-19 Response, 8/22/2021
6. Florida Agency for Health Care Administration (AHCA), 2019.
7. US Census Bureau DP03 Selected Economic Characteristics, 2019.
8. U.S. Department of Labor, Bureau of Labor Statistics, Local Area Unemployment Statistics Program, in cooperation with the Florida Department of Economic Opportunity, Bureau of Workforce Statistics and Economic Research, 2021.
9. US Census Bureau S1701 Poverty status in the past 12 months, 2019.
10. US Census Bureau S2801 Types of Computers and Internet Subscriptions, 2019.
11. US Census Bureau DP02 Selected Social Characteristics in the United States, 2019.
12. Florida Department of Education, Education Information and Accountability Services (EIAS), 2020.
13. US Bureau of the Census, American Community Survey, Table S2701, 2019.
14. Florida Department of Health, Division of Medical Quality Assurance, 2020.
15. Florida Agency for Health Care Administration (AHCA), 2020.
16. Florida Agency for Health Care Administration (AHCA), 2019